

**NHD PACKET: THESIS DEVELOPMENT**



*In order to complete this packet, cut your annotated bibliography into pieces, so each source is on it's own piece of paper.*

**STEP 1: Define the Sides**

Every issue has multiple sides. You want to make sure that you have identified something debatable or interesting about your topic from history. So what are the two sides to your critical question? If you do not know, take a guess THEN ask for help.

Sub Question 1	
SIDE 1	SIDE 2

Sub Question 2	
SIDE 1	SIDE 2

Sub Question 3	
SIDE 1	SIDE 2

**STEP 2: Create Buckets**

Examine the questions and the sides. We are going to use this information to organize the bulk of your information. For this step you can do one of a few things:

1. Turn each sub-question into a body paragraph.
2. Or look for sub-topics or themes that you think better answer the essential question for your paper.

Don't make anything up. What seem to be the themes or arguments that historians are making about this issue or event? Find three distinct themes or arguments and write names for those themes on the buckets below.

*Here are two possible examples:*

Option 1: Divided by questions...



Option 2: Divided by ideas...



*On the next two pages, find blank buckets. Remove them from this packet so that they are on individual pages.*

Create your "Buckets."

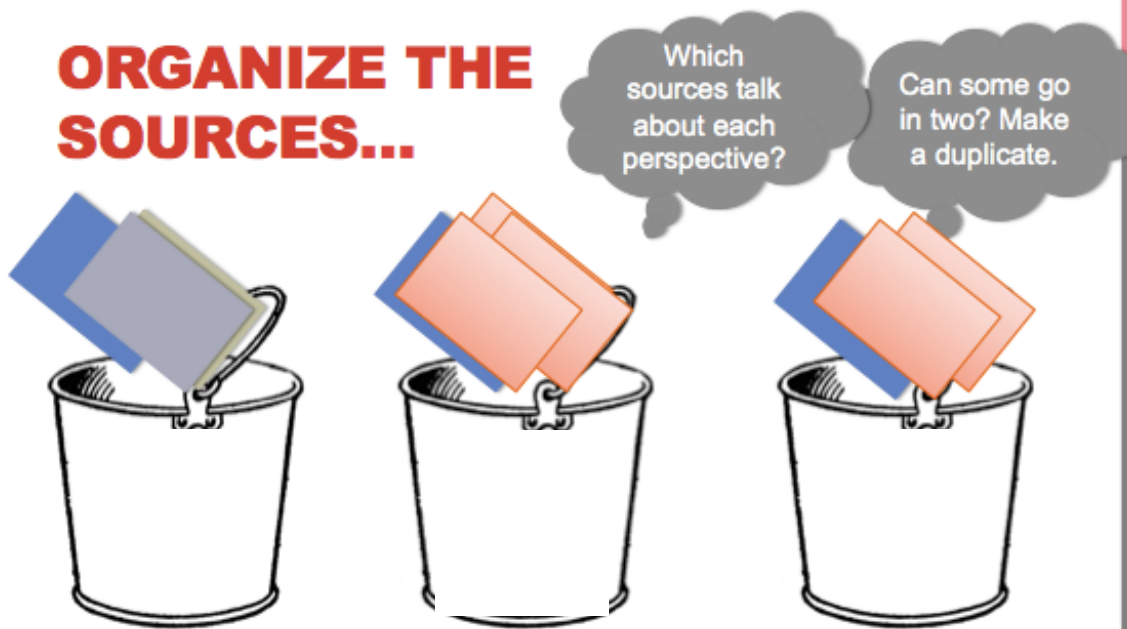






**STEP 3: Match Buckets**

Take your cut up Annotated Bibliography and sort the sources into buckets that they help answer.





*Staple your sources behind the bucket page, as if the bucket were a cover page.*


**STEP 4: Record and Explain**

For each bucket, explain which sources in this tower are most important and why AND what further information you need to more deeply examine this issue.

*For example:*

Bucket 1	Which sources are most important and why?	What further information do you need?
		

Bucket 2	Which sources are most important and why?	What further information do you need?
		

Bucket 3	Which sources are most important and why?	What further information do you need?
		



*Cut the tables above and staple to the front of your buckets.*

**STEP 5: Turn your ideas into a THESIS**

*Option 1: Take Your Compelling Question and Flip It Into a Statement  
(Include Theme Vocabulary)*

*Option 2:*

\_\_\_\_\_ **broke the** \_\_\_\_\_ **barrier, showing**

\_\_\_\_\_  
(summary of Bucket #1)

\_\_\_\_\_  
(summary of Bucket #2)

**and**

\_\_\_\_\_  
(summary of Bucket #3)

*Option 2:*